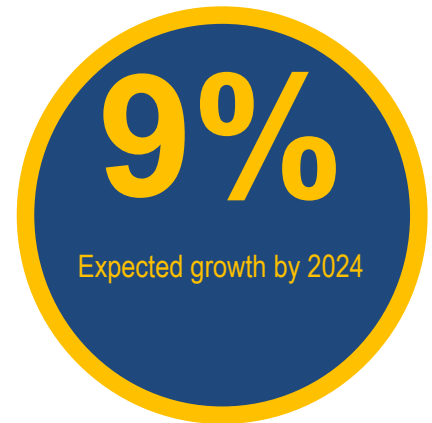


EDUCATION, EMPLOYMENT & EARNINGS: ANALYZING DATA FROM GOVERNMENT & PUBLIC ADMINISTRATION CLUSTER

This analysis of the *Government & Public Administration* cluster in the Commonwealth highlights important information for six of its seven career pathways—*Governance*; *National Security*; *Planning*; *Public Management and Administration*; *Regulation*; and *Revenue and Taxation*.

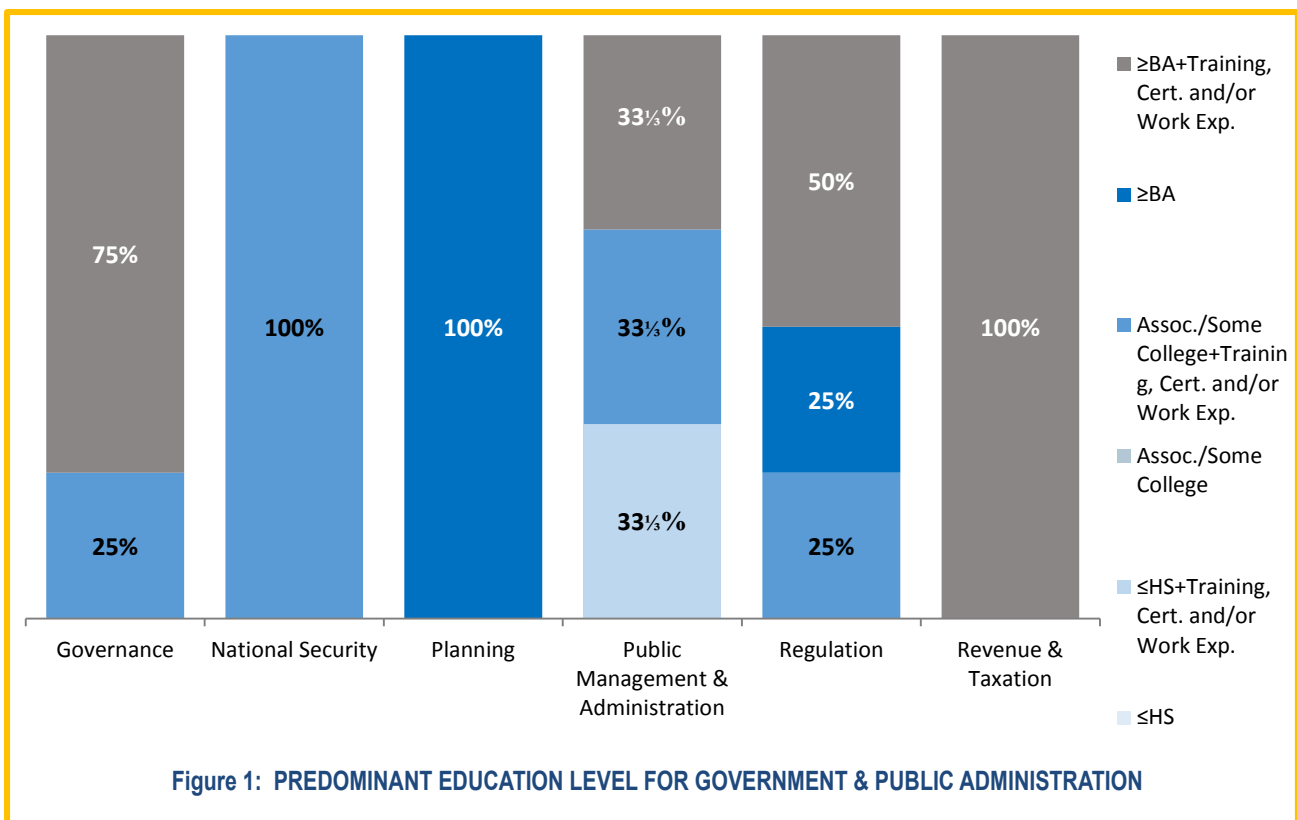
What trends do we currently see? What trends may we anticipate?

- From 2014 to 2024, the *Government & Public Administration* cluster is expected to experience 9 percent job growth, about the same as for the Commonwealth as a whole.
- The *Planning* and *Public Management and Administration* pathways are both projected to have greater-than-average job growth over the next decade, expanding by 13 percent and 11 percent, respectively. The greatest number of annual job openings, however, are expected to occur in the larger *Governance* (262 openings) and *Regulation* pathways (260 openings).
- Over half of the occupations in this cluster are projected to experience greater than 10 percent employment growth between 2014 and 2024.

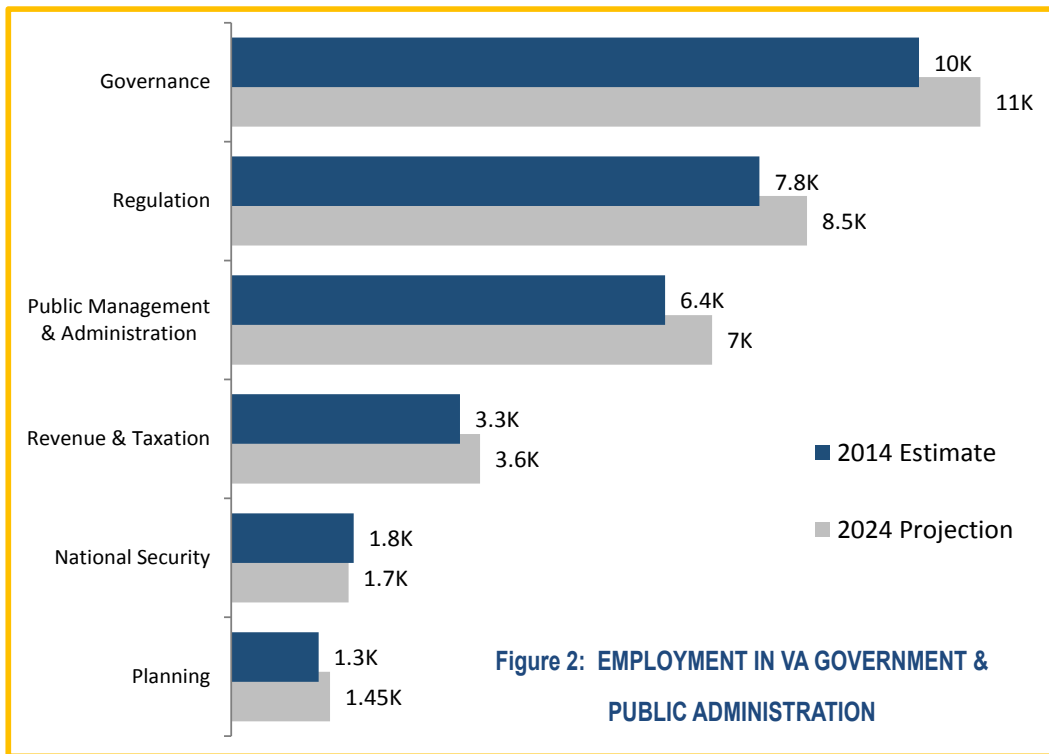


EDUCATION

Figure 1 shows the predominant level¹ of education and training in each pathway. Education data was determined by Trailblazers based on US Bureau of Labor Statistics occupational education and training data.



Footnote 1: Reflects predominant education by the number of occupations in each pathway, not the number of workers



EMPLOYMENT

Figure 2 compares the estimated 2014 employment for each pathway to projected 2024 employment levels.

Data are provided by the Virginia Employment Commission.

EARNINGS AND GROWTH

Figure 3 presents the size and median wages of the occupations in each pathway with the highest projected percentage of growth. Wage data are provided by the US Bureau of Labor Statistics Occupational Employment Statistics program.

