

# HUMAN SERVICES

## ANALYZING EDUCATION, EMPLOYMENT AND EARNINGS DATA



This analysis of Virginia's Human Services cluster highlights important information about each of its five career pathways – Early Childhood Development and Services; Counseling and Mental Health Services; Family and Community Services; Personal Care Services; and Consumer Services.



What trends do we currently see? What trends may we anticipate?

- The 18.1 percent job growth projected for the Human Services cluster from 2018 to 2028 – second highest among all clusters – is much greater than the 6.6 percent average growth expected for all occupations in Virginia.
- There were about 166,700 jobs classified in Virginia's Human Services cluster in 2018. Roughly 30,300 new jobs are projected to be created within this cluster by 2028, and slightly fewer than 26,400 job openings are expected each year in Virginia.
- All pathways in the Human Services cluster except Early Childhood Development and Services are expected to experience job growth greater than the state average for all occupations.
- The Personal Care Services pathway is the largest pathway in the Human Services cluster and the most diverse in terms of the predominant education level of its occupations. It is expected to expand by 24.0 percent from 2018 to 2028 – the second-highest percentage of growth among all career pathways in Virginia.
- Personal Care Aides in the Personal Care Services pathway are projected to see job growth of 36.9 percent through 2028 – the second-highest percentage of growth among all occupations in Virginia.

**+18.1%**

Expected  
percent  
employment  
change by  
**2028**



## EDUCATION

Figure 1 shows the predominant education levels of occupations by CTE career pathway. The percentages reflect the number of occupations at each educational level within a pathway, not the number of workers. The predominant level of education for each occupation is determined by Trailblazers based on national-level U.S. Bureau of Labor Statistics data.

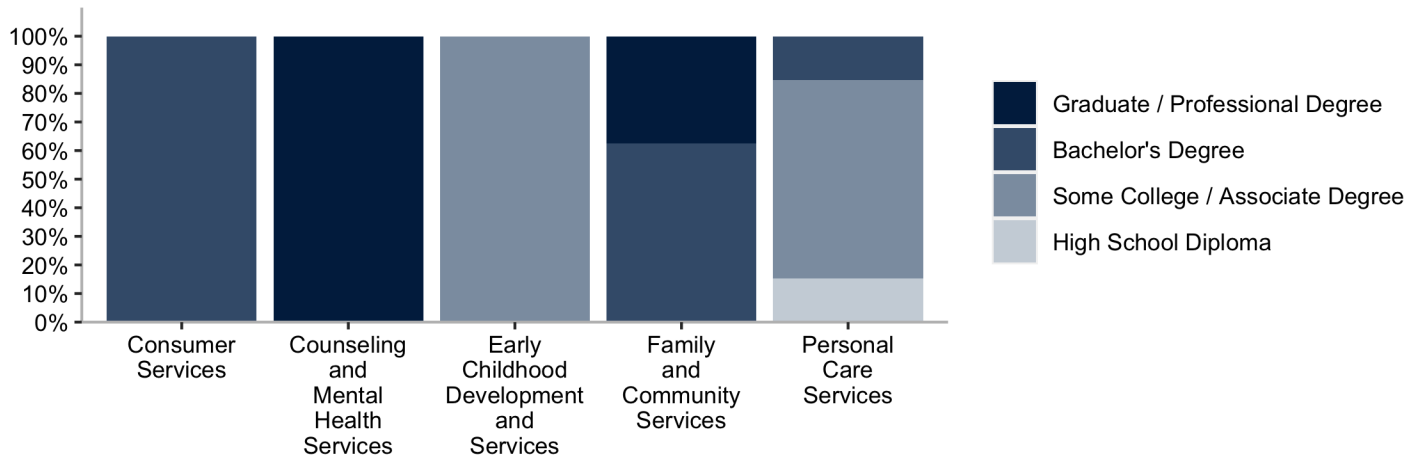


Figure 1: Predominant Education Levels in Human Services, 2018-2028



## EMPLOYMENT

Figure 2 compares the estimated 2018 number of jobs in Virginia within each CTE career pathway to the projected 2028 number of jobs. Data are provided by the Virginia Employment Commission.

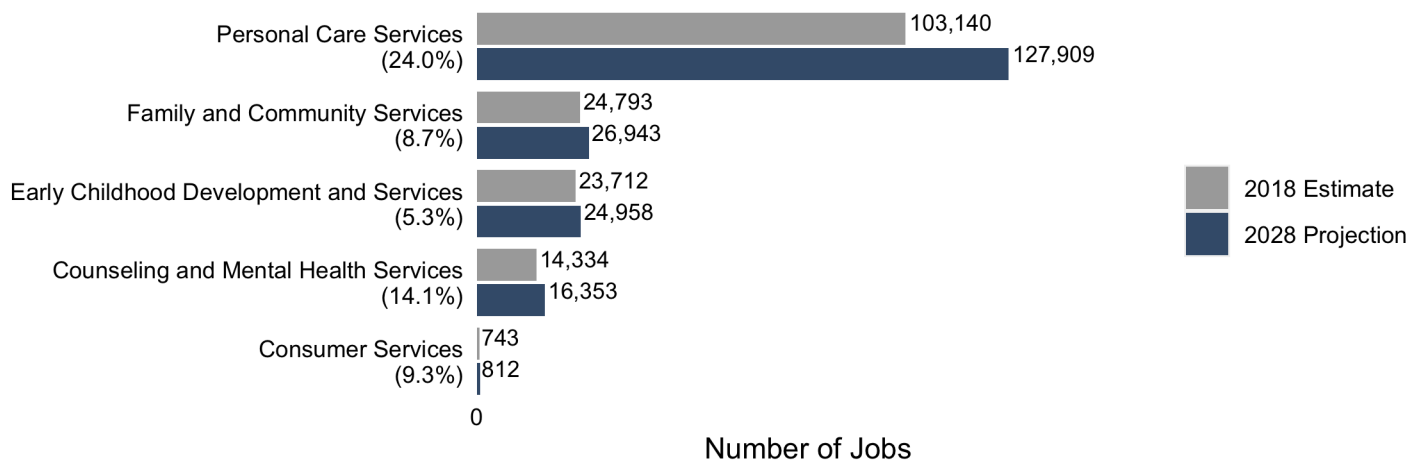


Figure 2: Number of Jobs in Virginia's Human Services Cluster, 2018-2028 (Projected percent change in number of jobs by pathway in parentheses)

## EARNINGS AND GROWTH

Figure 3 presents the median 2018 annual incomes of occupations in Virginia by CTE career pathway. Data are provided by the Virginia Employment Commission.

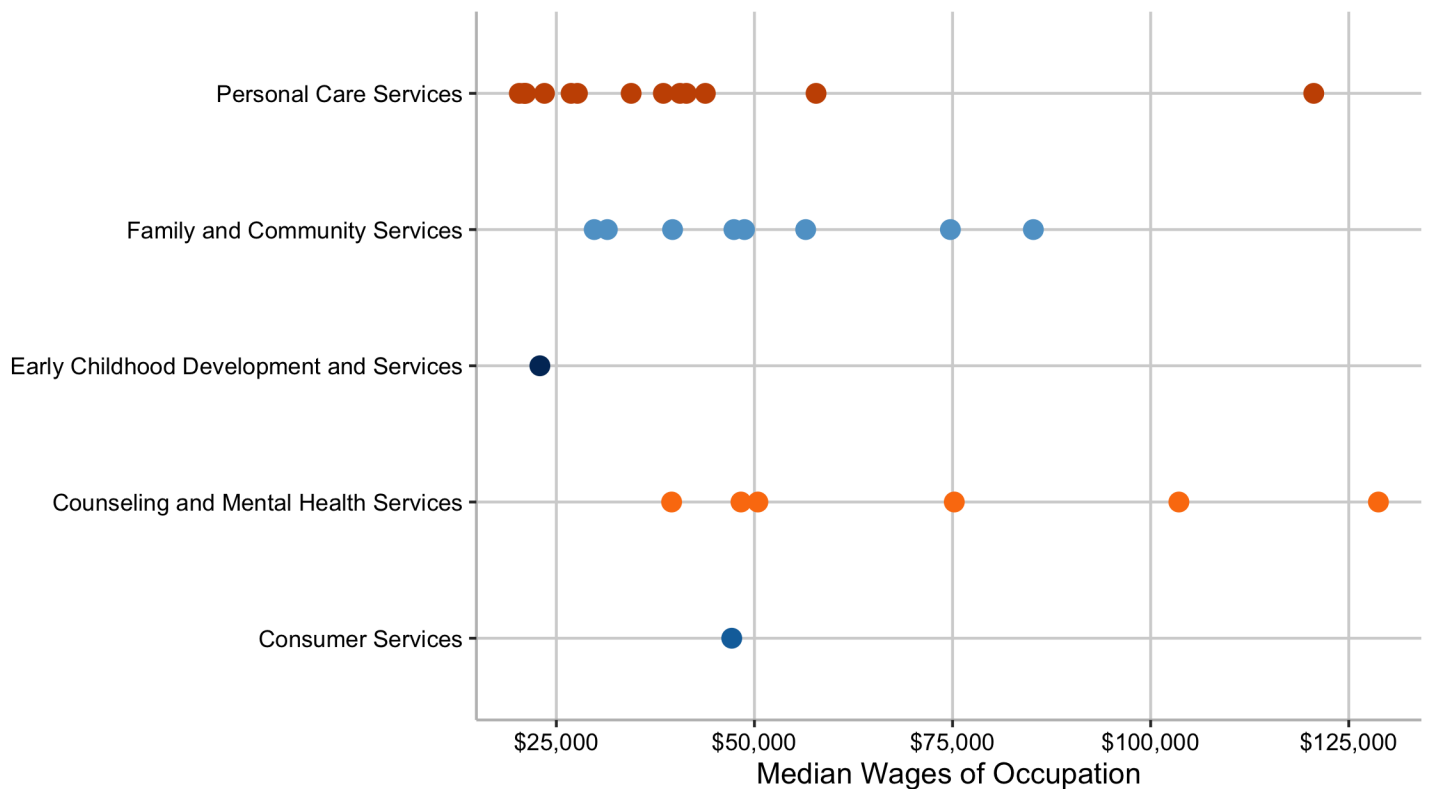


Figure 3: Median 2018 Annual Wages of Occupations in Virginia by Pathway

### Employment Growth by LWDA

In the Human Services cluster, the following Local Workforce Development Areas (LWDAs) are projected to experience occupational growth rates higher than the 18.1% statewide average:

- Northern Virginia (25.9%)
- Alexandria/Arlington (24.0%)
- Piedmont Workforce Network (21.2%)
- Capital Region Workforce Partnership (19.8%)
- Bay Consortium (19.4%)
- South Central (18.4%)

### Nontraditional Occupations

#### Nontraditional Occupations for Females

- Clergy

#### Nontraditional Occupations for Males

- Childcare Workers
- Child, Family, and School Social Workers
- Massage Therapists
- Hairdressers, Hairstylists, and Cosmetologists